

CRANE SPECIFICATION

KOBELCO BM900HD

COMPREHENSIVE LIFTING SOLUTIONS

We look forward to providing a full heavy lift engineering and crane solution for your next project. Our heavy lift engineers and on site personnel are experienced in managing and organising highly de-manding lift requirements.

Contact us to discuss your lifting requirements and a free quote.

BRISBANE (HQ)

07 3907 5800
37 Paringa Rd, Murarrie, QLD, 4172

BALLINA

02 6686 7748
5 Convair Ave, Ballina, NSW, 2478

GLADSTONE

07 4829 5219
7 Morgan St, Gladstone, QLD, 4680

ROMA

07 4622 5522
8 Wormwell Drive, Roma QLD 4455

TOWNSVILLE

07 4779 4088
16 Mackley St, Garbutt QLD 4814

RICHLANDS

07 3907 5800
462 Boundary Rd, Richlands QLD 4077

ROCKHAMPTON

07 4939 1095
39-42 Johnson St, Park Hurst, QLD, 4702

BILOELA

07 4939 1095
67 Dawson Hwy, Biloela QLD 4715

SUNSHINE COAST

0409 595 618
562 Maroochydore Rd, Kunda Park, QLD, 4556

MACKAY

07 4952 6998
135 Diesel Drive, Paget QLD 4740



HYDRAULIC CRAWLER CRANE

KOBELCO

BM900HD

Max. Lifting Capacity:
90 M-tons
Max. Boom Length:
61.0 m

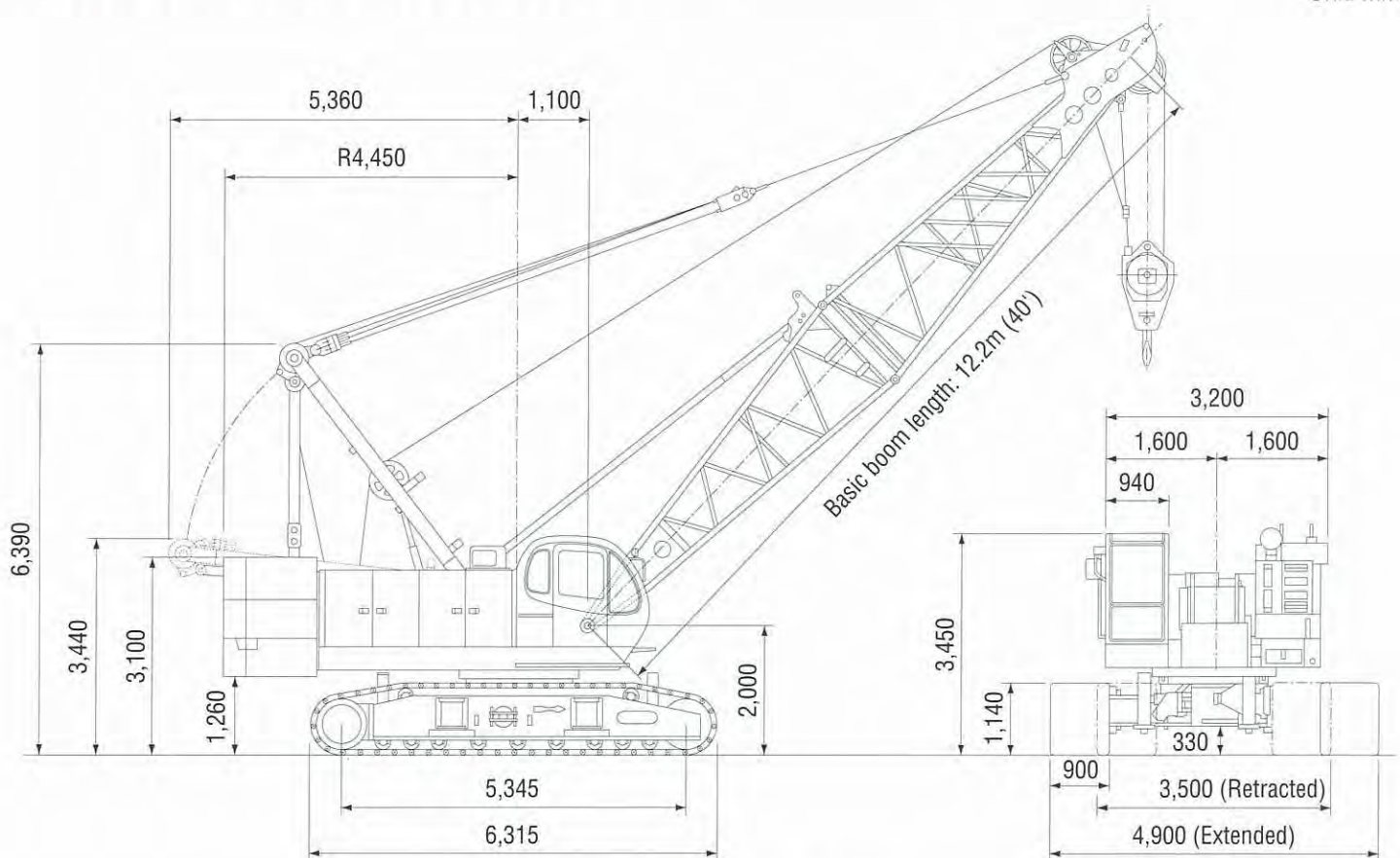
S P E C I F I C A T I O N S

Main Boom	
Max. Lifting Capacity	90 t/3.7 m
Basic Boom Length	12.2 m
Max. Length	61.0 m
Main & Aux. Winch	
Max. Line Speed	100 m/min (1st layer)
Max. Line Pull	248 kN
Wire Rope Dia.	28 mm
Brake Type	Wet-type multi-disc brake
Free-Fall	Free-fall control switch
Boom Winch	
Max. Line Speed	65 m/min
Wire Rope Dia.	20 mm
Working Speed	
Swing Speed	2.7 min ⁻¹
Travel Speed	1.5/1.0 km/h

Power Plant	
Model	Mitsubishi 6D24-TC1
Engine Output	220 kW/2,000 min ⁻¹
Fuel Tank Capacity	400 liters
Hydraulic System	
Pumps	3 variable displacement
Max. Pressure	30.9 MPa
Hydraulic Tank Capacity	450 liters
Weight	
Operating Weight	Approx. 90 t
Counterweight	30.0 t
Transport Weight	55 t (Main machine with crawler)
Ground Pressure	92 kPa

GENERAL DIMENSIONS

Unit: mm



KOBELCO CRANES CO., LTD.

MAIN BOOM LIFTING CAPACITY

BM900HD

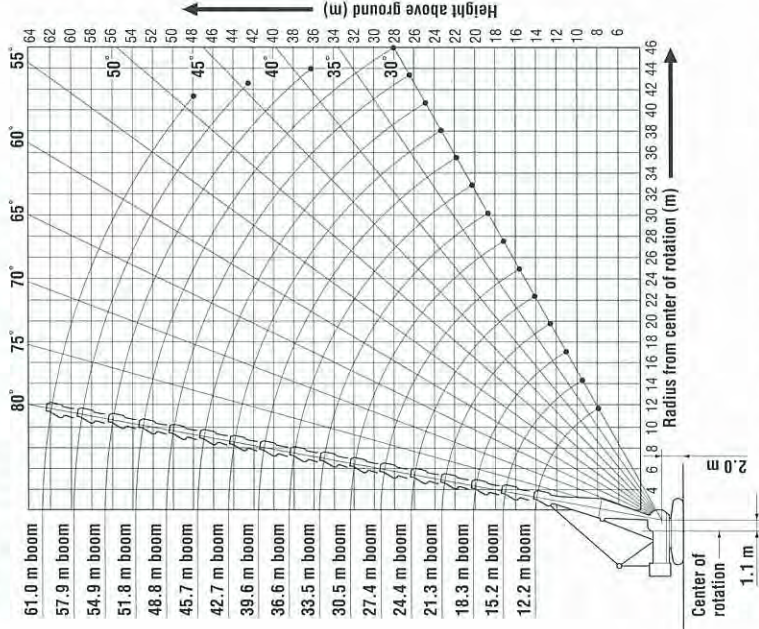
Rated loads in metric tons for 360° working area (Counterweight: 30.0 t)

Crawlers fully extended

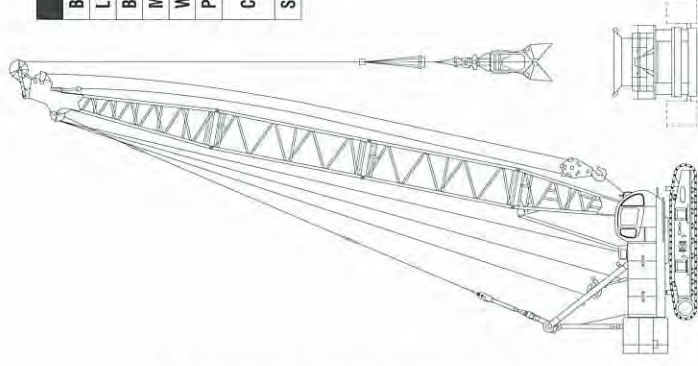
Boom length m (ft)	12.2 (40)	15.2 (50)	18.3 (60)	21.3 (70)	24.4 (80)	27.4 (90)	30.5 (100)	33.5 (110)	36.6 (120)	39.6 (130)	42.7 (140)	45.7 (150)	48.8 (160)	51.8 (170)	54.9 (180)	57.9 (190)	61.0 (200)
3.7	90.0																
4.0	84.0	81.0/4.2	73.5/4.7														
5.0	70.2	70.0	69.8	66.4/5.2	57.9/5.8												
6.0	55.1	55.0	54.9	54.8	54.7	51.0/6.3	44.9/6.8										
7.0	43.5	43.4	43.3	43.2	43.1	43.0	42.9	40.0/7.4	36.0/7.9								
8.0	35.9	35.7	35.6	35.5	35.4	35.3	35.2	35.1	35.0	32.6/8.4	29.7/8.9						
9.0	30.4	30.3	30.1	30.0	29.9	29.8	29.7	29.6	29.5	29.4	29.3	27.2/9.5					
10.0	26.4	26.2	26.1	26.0	25.8	25.7	25.7	25.5	25.4	25.3	25.2	25.0	22.9/10.5	20.8/11.1	19.0	18.9	17.2/12.1
12.0	19.2/11.8	20.6	20.4	20.3	20.2	20.0	20.0	19.8	19.7	19.6	19.5	19.3	19.3	19.2	19.0	18.9	17.2/12.1
14.0		16.9	16.7	16.5	16.4	16.2	16.2	16.0	16.0	15.8	15.7	15.5	15.5	15.3	15.2	15.1	14.9
16.0		15.7/14.5	14.0	13.9	13.7	13.6	13.5	13.3	13.3	13.1	13.0	12.8	12.8	12.6	12.5	12.4	12.2
18.0			12.9/17.1	11.9	11.7	11.6	11.5	11.3	11.2	11.1	10.9	10.8	10.8	10.6	10.5	10.3	10.2
20.0				10.5/19.7	10.2	10.0	10.0	9.8	9.7	9.6	9.4	9.2	9.2	9.0	8.9	8.8	8.6
22.0					8.9	8.8	8.7	8.5	8.4	8.3	8.1	8.0	8.0	7.8	7.6	7.5	7.3
24.0					8.8/22.4	7.8	7.7	7.5	7.4	7.3	7.1	7.0	6.9	6.8	6.6	6.5	6.3
26.0						7.4/25.0	6.9	6.7	6.6	6.5	6.3	6.1	6.1	5.9	5.8	5.6	5.5
28.0							6.3/27.7	6.0	5.9	5.7	5.6	5.4	5.4	5.2	5.0	4.9	4.7
30.0								5.4	5.3	5.1	4.9	4.8	4.8	4.6	4.4	4.3	4.1
32.0								5.3/30.3	4.8	4.6	4.4	4.3	4.2	4.0	3.9	3.8	3.6
34.0									4.5/32.9	4.2	4.0	3.8	3.8	3.6	3.4	3.3	3.0
36.0										3.9/35.6	3.6	3.4	3.4	3.2	3.0	2.8	2.5
38.0												3.2	3.1	3.0	2.8	2.4	2.1
40.0												3.2/38.2	2.7	2.6	2.4	2.0	1.7
42.0													2.6/40.8	2.3	2.0	1.8	1.6
44.0														2.1/43.5	1.7	1.5	1.5/42.6
46.0															1.5		

Note: Rating do not exceed 75 % of tipping load. Deduct the weight of main hook, and other load handling accessories from the ratings shown.
Rating inside shown in are determined by the strength of the boom or other structural components.
When actually operating the machine, strictly observe the instruction of the operator's manual.

WORKING RADIUS



HAMMER GRAB



Recommended Specification	
Boom Length	21.3 m
Lifting Capacity at 7m	43.2 t
Bucket Rated Load	125 kN
Max. Line Pull (Approx.)	250 kN
Wire Rope Dia.	28 mm
Power Plant	220 kW
Capacity of Wire Rope by Drum Layer	1st 39 m 2nd 82 m
Suitable Layer	1st to 2nd

Note: Due to our policy of continual product improvements all designs and specifications are subject to change without advance notice.

KOBELCO CRANES CO., LTD.

17-1, HigashiGotanda 2-chome, Shinagawa-ku, TOKYO, 141-8626 JAPAN
Tel: ++81 (0) 3-5789-2130 Fax: ++81 (0) 3-5789-3372

Bulletin No. BM900HD-S02

031101TF Printed in Japan