

CRANE SPECIFICATION

MAEDA MC305C

COMPREHENSIVE LIFTING SOLUTIONS

We look forward to providing a full heavy lift engineering and crane solution for your next project. Our heavy lift engineers and on site personnel are experienced in managing and organising highly de-manding lift requirements.

Contact us to discuss your lifting requirements and a free quote.

BRISBANE (HQ)

07 3907 5800
37 Paringa Rd, Murarrie, QLD, 4172

BALLINA

02 6686 7748
5 Convair Ave, Ballina, NSW, 2478

GLADSTONE

07 4829 5219
7 Morgan St, Gladstone, QLD, 4680

ROMA

07 4622 5522
8 Wormwell Drive, Roma QLD 4455

TOWNSVILLE

07 4779 4088
16 Mackley St, Garbutt QLD 4814

RICHLANDS

07 3907 5800
462 Boundary Rd, Richlands QLD 4077

ROCKHAMPTON

07 4939 1095
39-42 Johnson St, Park Hurst, QLD, 4702

BILOELA

07 4939 1095
67 Dawson Hwy, Biloela QLD 4715

SUNSHINE COAST

0409 595 618
562 Maroochydore Rd, Kunda Park, QLD, 4556

MACKAY

07 4952 6998
135 Diesel Drive, Paget QLD 4740



MAEDA NEOX Series MC-305CRM

Total Rated Load (kg)

Outriggers are Maximum position

Boom ①, ①+②		Boom ①+②+③		Boom ①+②+③+④		Boom ①+②+③+④+⑤	
5.945m boom		8.145m boom		10.315m boom		12.485m boom	
Working Radius (m)	T. Rated Load (kg)	Working Radius (m)	T. Rated Load (kg)	Working Radius (m)	T. Rated Load (kg)	Working Radius (m)	T. Rated Load (kg)
~2.5	2,930	2.7	2,270	4.0	1,060	~4.5	775
3.0	2,350	3.0	2,090	4.5	950	5.0	640
3.5	1,950	3.5	1,680	5.0	860	6.0	495
4.0	1,670	4.0	1,415	6.0	750	7.0	410
4.5	1,450	4.5	1,230	7.0	645	8.0	360
5.0	1,300	5.0	1,070	8.0	540	9.0	320
5.62	1,120	5.5	950	9.0	490	10.0	290
		6.0	855	9.99	415	11.0	260
		7.0	700			12.16	250
		7.82	610				

Outriggers are Intermediate position

Boom ①, ①+②		Boom ①+②+③		Boom ①+②+③+④		Boom ①+②+③+④+⑤	
5.945m boom		8.145m boom		10.315m boom		12.485m boom	
Working Radius (m)	T. Rated Load (kg)	Working Radius (m)	T. Rated Load (kg)	Working Radius (m)	T. Rated Load (kg)	Working Radius (m)	T. Rated Load (kg)
~2.5	2,930	2.7	2,270	4.0	1,060	~4.5	775
3.0	2,350	3.0	2,090	4.5	950	5.0	640
3.5	1,950	3.5	1,680	5.0	860	6.0	495
4.0	1,670	4.0	1,415	6.0	750	7.0	410
4.5	1,380	4.5	1,230	7.0	630	8.0	360
5.0	1,140	5.0	1,070	8.0	490	9.0	320
5.62	950	5.5	945	9.0	410	10.0	290
		6.0	790	9.99	350	11.0	260
		7.0	610			12.16	250
		7.82	520				

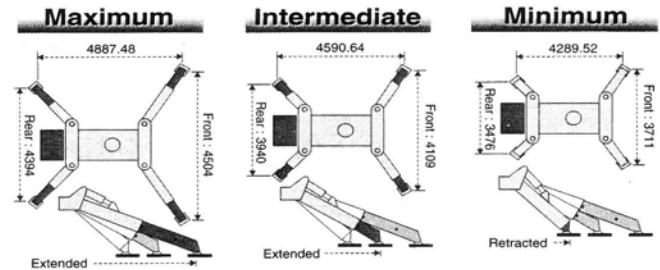
Outriggers are Minimum position

Boom ①, ①+②		Boom ①+②+③		Boom ①+②+③+④		Boom ①+②+③+④+⑤	
5.945m boom		8.145m boom		10.315m boom		12.485m boom	
Working Radius (m)	T. Rated Load (kg)	Working Radius (m)	T. Rated Load (kg)	Working Radius (m)	T. Rated Load (kg)	Working Radius (m)	T. Rated Load (kg)
~2.5	2,930	2.7	2,270	4.0	1,060	~4.5	775
3.0	2,350	3.0	2,090	4.5	950	5.0	640
3.5	1,800	3.5	1,680	5.0	860	6.0	495
4.0	1,430	4.0	1,370	6.0	680	7.0	410
4.5	1,140	4.5	1,120	7.0	530	8.0	360
5.0	950	5.0	910	8.0	420	9.0	320
5.62	790	5.5	790	9.0	340	10.0	290
		6.0	670	9.99	300	11.0	240
		7.0	510			12.16	210
		7.82	430				

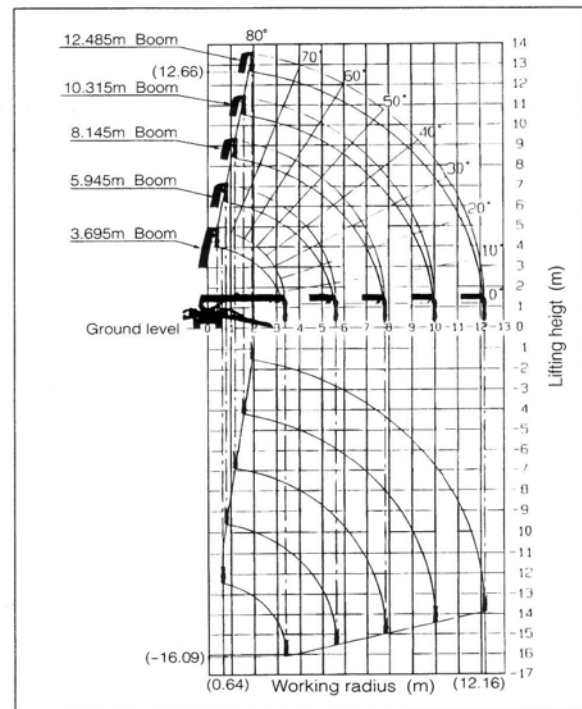
CAUTION

- The Total Rated Load Table is based on actual working radius that takes into account boom deflections under load.
- The Total Rated Load Table is including 30kg of Hook Weight.

Outriggers' Arrangement



Working range



CAUTION : The working range chart apply to cases without load and do not include boom deflections.

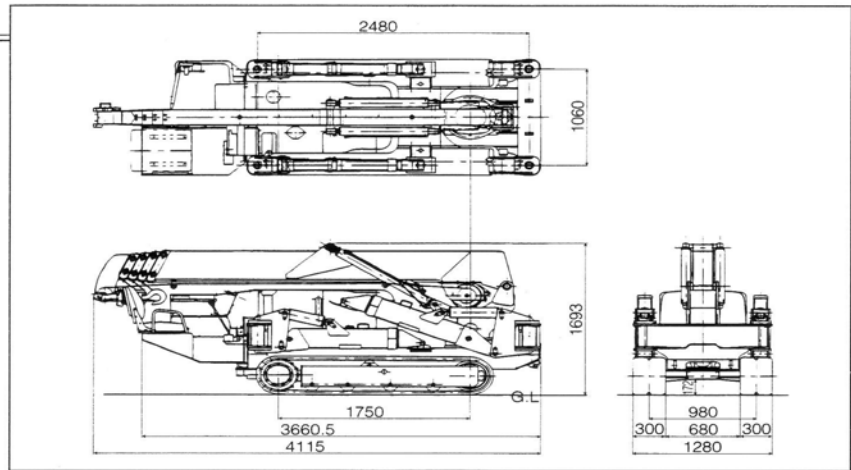
Hook Blocks

No. of fall	Weight	Capacity	Remarks
4 falls	28 kg	2,900 kg	STD
2 falls	30 kg	2,900 kg	OPT
Single fall	17.4 kg	1,000 kg	OPT

MAEDA NEOX Series

MC-305CRM

General view



Specification

Model	MC-305CRM
Crane capacity	2,930 kg × 2.5 m
Max. working radius	12.16 m
Max. lifting height	Approx. 12.66 m
Winch System	
Hook speed	12.3 m / min (with 4 layers & 4 falls)
Rope hoisting speed	49.2 m / min (4 layers)
Wire rope	IWRC 6 × Ws (26) ∅ 8 × 74 m
Breaking strength	42.4 kN (4,320 kg)
Single line pull	12.8 kN (1,312 kg)
Hoist method	Hydraulic motor driven, planetary gear reduction with hydraulic disc brake
Telescopic system	
Boom length	3.695 m ~ 12.485 m
Telescoping speed	8.79 m / 26 sec
Boom type	Automatic power boom (3 cylinders + 1 wire)
Telescopic method	5-section hydraulically telescoping boom of pentagonal box construction
Derricking System	
Derricking angle / Time	0 ~ 80° / 14.3 sec
Derricking method	Double acting type hydraulic cylinders
Slewing System	
Slewing angle / Speed	360° (continues) / 2.3 min ⁻¹ (rpm)
Slewing method	Hydraulic motor driven, worm and spur gear reduction with self-locking
Outriggers	Box type × 4 pcs Direct push type hydraulic cylinders with pilot check valves Cylinders for Sliding × 4 pcs Cylinders for Stabilizing × 4 pcs

● Due to improvements, the specifications are subject to change without notice.

Traction system	Drive	Hydrastatic type, Dual speed forward and reverse
	Travel speed	0 ~ 3.0 km/h
	Gradability	23.5°
	Crawler ground length	1,750 mm
	Ground pressure	35.3 Kpa (0.36 kg/cm ²)
	Crawler width	300 mm
Engine	Model	Yanmar "3TNE74-MB1"
	Max.output	14.0 kw (19.0 PS) / 2,530 min ⁻¹ (rpm)
	Starting method	Both electric start and recoil start are available
	Fuel	Diesel
	Fuel tank capacity	37 L
Overall length x overall width x overall height		4,115 mm × 1,280 mm × 1,695 mm
Machine weight		3,770 kg
Safety system		Moment limiter (over winding/over loading/turn over), Boom angle indicators with load indicators, Hydraulic safety valve, Automatic hydraulic lock, Hook safety latch, Automatic hydraulic disc brake for winch, Self-locking for slewing, Stopping device at 3 rolls on the drum, Level gauge.
Standard Equipment		
15 m cable type remote controller		1 set
Hour meter		1 pcs
Working light		2 pcs
Quick hook		Automatic hook installation device
Optional Equipment		
		— 2 fall hook block
		— Ball hook
		— Wireless remote controller
		— White rubber tracks
		— One-touch couplers for hydraulic hoses
		— Indicator lamp for outriggers' setting

MAEDA