

UNIVERSAL CRANES

LIEBHERR LTR 11200



1200T CAPACITY TELESCOPIC CRAWLER CRANE

The LTR 11200 is the strongest telescopic crane on the market and has the longest telescopic boom in the world. Due to its high lifting capacities and variable boom options, it is well suited to a wide range of jobs in the industrial, mining, infrastructure, wind and energy sectors.

The narrow-track crawler tracks enable the crane to crawl narrow roads found on wind farm and infrastructure sites. The excellent stability of the crawler track undercarriage ensures the crane can travel safely on site with its working equipment in position. During crane operation, the LTR 11200 is supported on star-pattern outriggers with an area of 13mx13m.

The LTR 11200 has strong lifting capacity charts, outperforming similar large capacity mobile cranes. The 100m telescopic boom, Y-suspension, lattice fly jibs, and much of the slewing platform are sourced from the LTM 11200-9.1 All-Terrain crane. Lift heights more than 190 metres are possible with available boom attachments, including the Y-suspension system, fixed and luffing lattice fly jibs.



Main Specifications

- 100m Main Boom
- Maximum Lifting Height: 189m
- Maximum radius: 124m
- Counterweight: 202 tons
- Crawler Track

Width: 4.80m

- Star-pattern Outriggers 13mx13m
- Fly Jib up to 126m
- Onsite assembly 1-2 days
- Flexible configuration, allowing 150-1200 capacity

ADVANTAGES OF THE LTR 11200

- The setup time with a telescopic boom is significantly shorter than lattice boom cranes and less space is required to erect the boom.
- Less counterweights are required in comparison to similar capacity hydraulic boom cranes therefore reducing mobilisation costs and set up time.
- The crawler track undercarriage enables the crane to reposition on site without having to derig the crane (remove attachments and counterweight). This is a significant advantage compared to large All Terrain cranes.
- As an outrigger machine, the required ground bearing pressures are much lower than a conventional crawler crane.
- As an outrigger machine, the crane can level itself on nonlevel surfaces.
- 4.8m wide tracks allow for tracking on narrow roads in comparison to conventional crawler cranes.
- Significant increases in lifting capacities are generated using Y-guying on the telescopic boom.

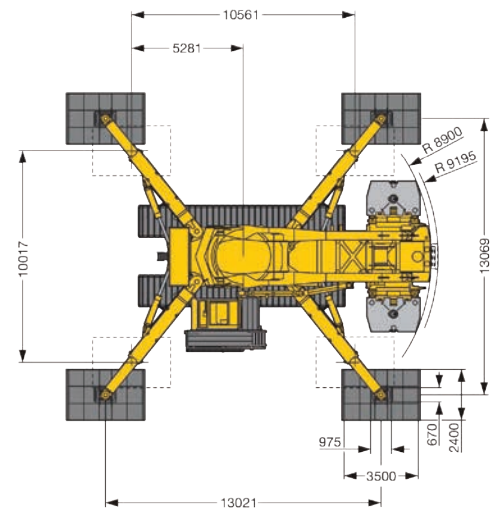
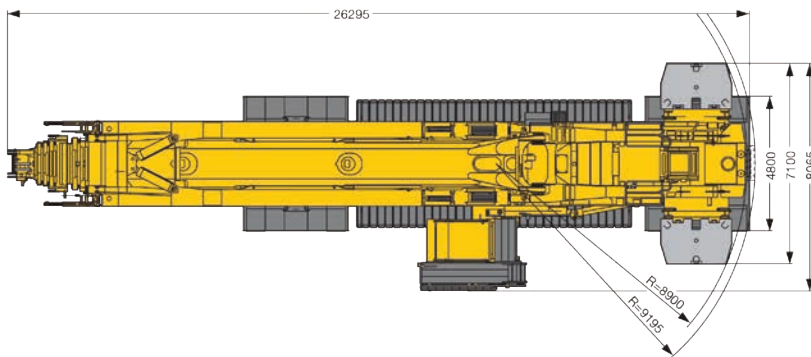
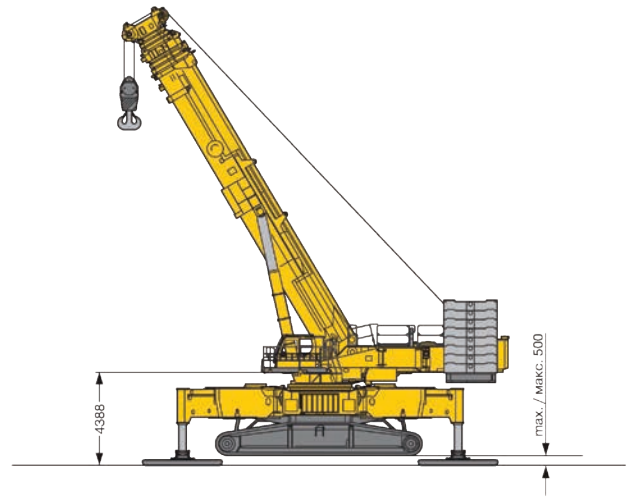
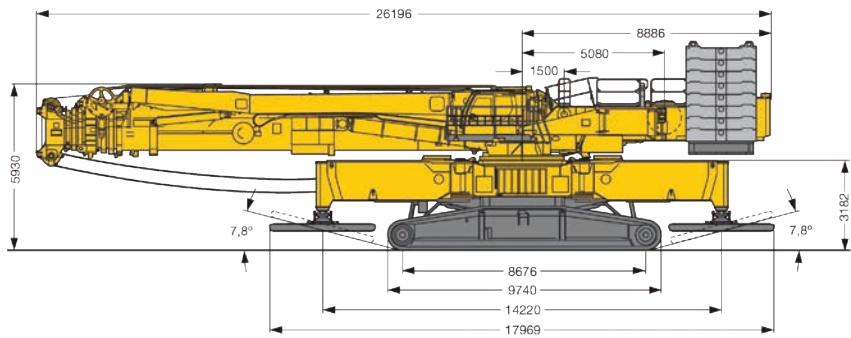
MARKETS

- Infrastructure & Building Construction
- Energy & Renewables – Construction, Maintenance & battery storage
- Industrial – Tank install/maintenance, Air conditioning unit install/replacements, plant maintenance
- Mining – Maintenance and Construction
- Tunnelling – TBM assembly
- Refinery – Maintenance and construction
- Power station – Maintenance and construction

**CHECK OUT
OUR FLEET**

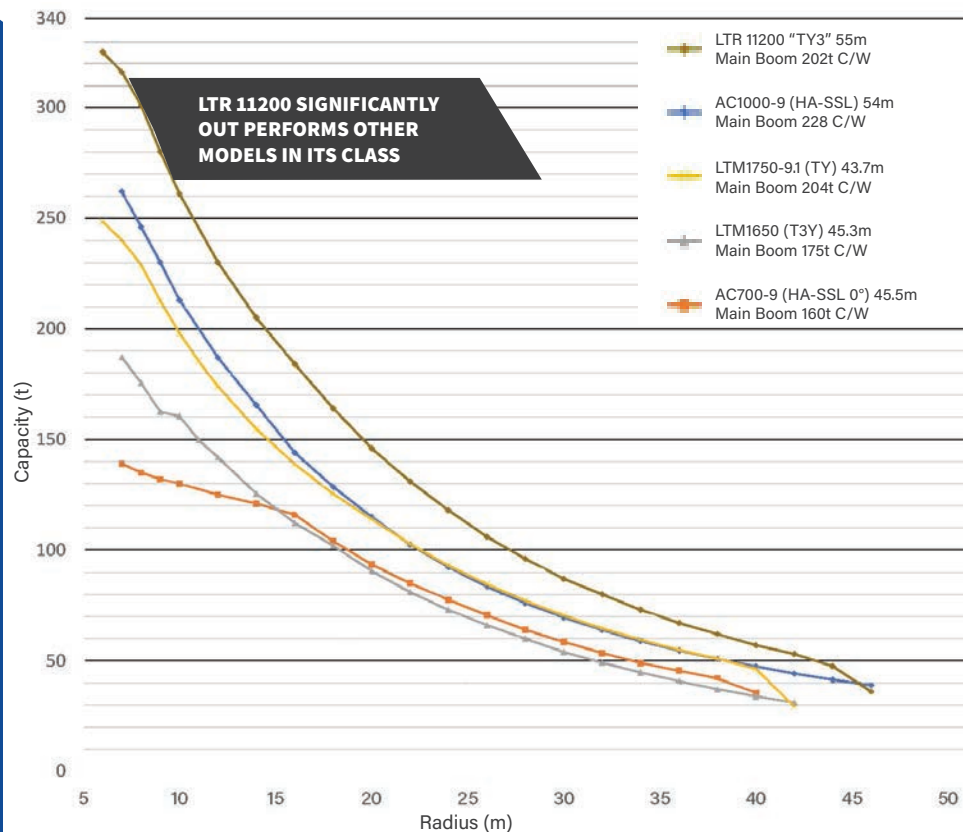


DIMENSIONS



CRANE COMPARISON

MAIN BOOM + FULL COUNTERWEIGHT



LTR 11200 "TY3" 55M MAIN BOOM 202T C/W

Radius (m)	Capacity (t)
6	325.0
7	316.0
8	301.0
9	280.0
10	261.0
12	230.0
14	205.0
16	184.0
18	164.0
20	146.0
22	131.0
24	118.0
26	106.0
28	96.0
30	87.0
32	80.0
34	73.0
36	67.0
38	62.0
40	57.0
42	53.0
44	47.5
46	36.0

GET IN CONTACT

For more information please contact:

PATRICK SILVER
Project and Heavy Lift Manager
P: 0434 505 989
E: patrick.silver@universalcranes.com

GLENN WRIGHT
Business Development Lead
P: 0459 229 340
E: glenn.wright@universalcranes.com

